



SPRINGFIELD PUBLIC SCHOOL

Holiday Homework

Session(2024-25)

CLASS:- LKG



HAVE LOTS OF FUN



Dear Parents

Holidays are always a welcome break from the normal routine and we all look forward to them. They give us opportunity to pursue all those activities that we enjoy but never found enough time to indulge in. When used appropriately, homework can reinforce what has been taught, contribute to the development of children, cultivate a healthy disposition towards learning and most importantly, maintain a continuation with the process of education that began at the Learning Center.

The holiday homework for Class K.G. has been especially designed to strengthen the concepts taken up in ongoing themes and to ensure your maximum participation in your child's development plan. Care has been taken to plan activities that would help to build senses, enrich vocabulary, enhance creativity and thinking skills as well as develop an appreciation for music. Kindly encourage the spirit of scientific enquiry and foster awareness about nature. Along with all this, we have included personality development activities that aim at building values, improving self-esteem and memory.

Make sure that you click photographs of your child while doing all these activities with him/her. Create a collage of all the clicked pictures on an A3 size construction paper and send it to us so that we can celebrate his/her accomplishments when the school reopens.

We wish you a very happy and fruitful family time during this vacation and hope you have fun sharing the homework with your child.

Best regards

Activities Guidelines

What to do:

Language development

- Introduce different story books, picture books to your child and discuss the things seen in the pictures.
- Narrate simple stories to your child and help to recall some characters and incidents of the story by asking simple , relevant questions.
- Encourage your child to speak magic words like 'Thank you', 'Please', 'Excuse me' and 'Sorry'.

Social development

- Encourage your child to converse freely with parents and siblings.
- Encourage your child to help you in laying the table for dinner.
- Guide the child to keep his/her toys and belongings back in their place.
- Plant a garden of herbs and vegetables.
- Encourage him/her to make his/her own cold cereal.
- Arrange for pajama party at home.

How can I become independent:

Make your child more independent by teaching him/her various activities

like:

- ❖ Buttoning and Unbuttoning the shirt.
- ❖ Zipping and Unzipping.
- ❖ Turning pages of book.
- ❖ Opening and closing the bottle cap/tiffin lids.
- ❖ Laying the table
- ❖ Folding mat and clothes.
- ❖ Arranging their toys shelf.
- ❖ Learning to wear shoes and socks.
- ❖ Learning how to zip their school bag and their uniform shorts.
- ❖ Sorting and pairing household items.

➤ Good manners and Good habits are lifelong assets and they should be practiced until they become habit. Revise the four magical words: PLEASE, SORRY, THANKYOU, & EXCUSE ME which we have learned as the part of basics of good manners. Make these four magical words a habit and see the difference.

Hygiene:

- ❖ Brush your teeth twice a day.
- ❖ Trim your nails weekly.
- ❖ Do not waste water and electricity.
- ❖ Keep your surroundings and environment clean. Never throw things out of the windows, car or balcony.

TRACE THE LINE WITH LOOSE ITEMS





"A Dad is someone you look up to every day, no matter how tall you grow". ♥

Father's Day is the day celebrated to honour fatherhood, as well as the influence of fathers in society. It is celebrated on 3rd Sunday of June.

FATHERS LIKE MOTHERS, are pillars in the development of a child's emotional well being.

Children look to their fathers to lay down the rules and enforce them. They also look to their fathers to provide a feeling of security, both physical and emotional.

Make this day special by doing something for your Father & let him know that how much special he is in your life.

As we did cold cooking in our class, prepare something special for your Dad and serve him:


1. Sandwich Or anything.
2. Lemonade.

FATHERS DAY GIFTS

PRESCHOOLERS CAN MAKE



Or you can colour the picture given below and give it your Father. Whatever you do please click a picture with your Father and send it to me.



WORKSHEET 1

Counting 1-100



Write and speak loudly.

1		21		51				
					62			
			33					93
				44				
	15					75		
					56			
7			37					
							88	
		29						
				50				100

WORKSHEET 2

What comes after ?



6	<input type="checkbox"/>	1	<input type="checkbox"/>	2	<input type="checkbox"/>
12	<input type="checkbox"/>	5	<input type="checkbox"/>	4	<input type="checkbox"/>
15	<input type="checkbox"/>	8	<input type="checkbox"/>	9	<input type="checkbox"/>
17	<input type="checkbox"/>	10	<input type="checkbox"/>	7	<input type="checkbox"/>
19	<input type="checkbox"/>	13	<input type="checkbox"/>	3	<input type="checkbox"/>
18	<input type="checkbox"/>	16	<input type="checkbox"/>	14	<input type="checkbox"/>
23	<input type="checkbox"/>	25	<input type="checkbox"/>	20	<input type="checkbox"/>
28	<input type="checkbox"/>	29	<input type="checkbox"/>	26	<input type="checkbox"/>
45	<input type="checkbox"/>	32	<input type="checkbox"/>	19	<input type="checkbox"/>
30	<input type="checkbox"/>	38	<input type="checkbox"/>	35	<input type="checkbox"/>
41	<input type="checkbox"/>	31	<input type="checkbox"/>	42	<input type="checkbox"/>
39	<input type="checkbox"/>	48	<input type="checkbox"/>	37	<input type="checkbox"/>
45	<input type="checkbox"/>	40	<input type="checkbox"/>	47	<input type="checkbox"/>
49	<input type="checkbox"/>	43	<input type="checkbox"/>	34	<input type="checkbox"/>

Reverse counting 50 to 1.

T O	T O	T O	T O	T O
5 0	4 0	3 0	2 0	1 0
4 1	3 1	2 1	1 1	1

Subject: Maths

What comes after, before and between.

8_

_32

20_

11_

39_

_46

_50

_41

_23

31_33

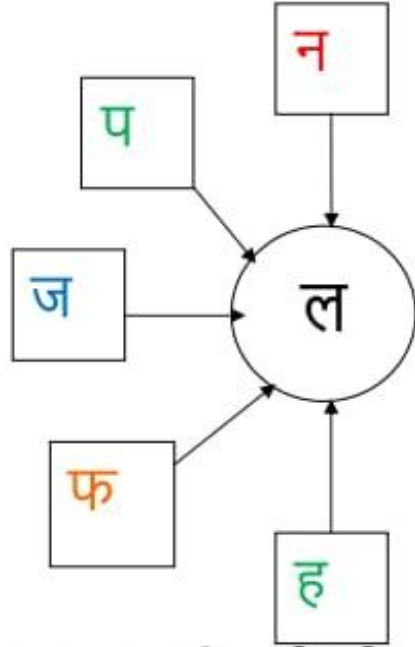
_43

35_37

38_40

HINDI

वर्णों को जोड़कर नए शब्द बनाओ



चित्र पहचान कर सही वर्ण भरो :-



_____ ल



न _____



_____ र



_____ श

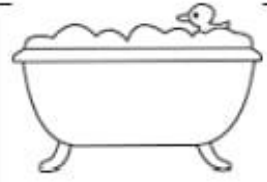



_____ व



क _____

चित्र पहचान कर लिखो।



10

Fill in the letters.

a		c		e
f		h		j
k		m		o
p		r		t
u		w		y
		z		

WRITE THE MISSING ALPHABETS

NAME :- _____

DATE :- _____



A

C

E

F

G

I

J

K

M

O

Q

R

S

U

W

Y



Conversation

Q1. What is your name ?

Ans. My name is

Q2. What is Your Father's name ?

Ans. My Father's name is Mr..

Q3. What is Your mother's name ?

Ans. My Mother's name is Mrs.....

Q4. How old are you ?

Ans. I am years old

Q5. Where do you live?

Ans. I live in

Q6. In which class do you study?

Ans. I study in class

Q7. In which school do you study ?

Ans. I study in Springfield Public School, Ambala

Q8. Who is your class Teacher ?

Ans. Mrs. Mani Nyasi is my class teacher.

Q9. What is the name of your Principal ?

Ans. Dr. R.K Kharbanda Is our Principal

Q10. What does your Father do ?

Ans. My father is a

Q11. What does your Mother do ?

Ans. My Mother is a

Q12. How many members do have in your family ?

Ans. I have members in my family

Q13. How many siblings do you have?

Ans. I have siblings

Q14. What is the name of our National Fruit?

Ans. The name of our National Fruit is Mango

Q15. What is the name of our National Bird?

Ans. The name of our National Bird is Peacock

Q16. What is the name of our National Flower?

Ans. The name of our National Flower is Lotus

Q17. What is the name of our National Animal?

Ans. The name of our National Animal is Tiger.

Q18. What is the name of our National Anthem ?

Ans. The name of our National Anthem is “ JANA GANA MANA “.

Q.19. How many sense Organs do we have ?

ANS. We have Five sense organs

Q20. How does eyes help us ?

Ans. Eyes help us to see.

Subject: English

- Write Capital letters A to Z (Three Times).
- Write Small letters a to z (Three Times).
- Write cursive letters (Three Times) .

Subject: Maths

- Learn and write forward counting 1 to 100 (Three Times)
- Do the practice of after, before and between Numbers up to 100 (Three Times)
- Do the practice of Count and write up to 20 (Two pages)
- Learn number names One to Fifteen and write (Three Times)
- Write backward counting 50 to 0 (Three Times).

Subject: Hindi

- वर्णमाला के अक्षरों की पहचान करो व लिखने का अभ्यास करो (दो पेज)
- प्रतिदिन दो अक्षरों वाले जोड़ के पांच शब्द लिखो व पढ़ने का अभ्यास करो ।

Subject: EVS

- Learn and identify Colours name , Fruits name , Vegetables name and Days of the week.
- Learn Rhyme on “ I AM SPECIAL “

STORY :

- Learn stories The Lion and The Mouse , The Fox and Grapes and the Monkey Judge

Note :- Do the written work in separate 3 in 1 Note book .

Happy Summer Vacation



Wishing you all happy times together!!



END