



Springfield Public School  
Class LKG



# WINTER VACATION HOMEWORK

**General instructions:**

- Parents are requested to only guide their children while doing assignments
- All the work should be neatly done.
- Wherever required parents can take the printouts of the assignment or copy the work (handwritten)

Dear Children,

Winter holidays are here again. Holidays are wonderful. We hope and wish that you will enjoy your vacation and learn through your surroundings and experiences.

✓ **Learning Treasure:** Use these phrases in day to day life:-

- Good Morning !
- How are you?
- I am fine, thank you.
- May I come in?
- May I go to the washroom?
- May I wash my hands?
- May I drink water?
- Thank you.
- You are welcome.



- ✓ **Sharing is Caring:** Spend some time with your parents or playing or simply making normal conversation to enhance the bond between you and your lovely parents.
- ✓ We are sending few fun activity sheets to be done during winter break as holiday homework.

Picture Blending



p/n/e \_\_\_\_\_



t/c/a \_\_\_\_\_



e/n/h \_\_\_\_\_



d/s/a \_\_\_\_\_












n/t/e \_\_\_\_\_


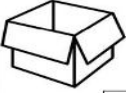










i/p/t \_\_\_\_\_


Look at the given pictures and circle the middle vowel for each:-

		
a e i o u	a e i o u	a e i o u
		
a e i o u	a e i o u	a e i o u
		
a e i o u	a e i o u	a e i o u

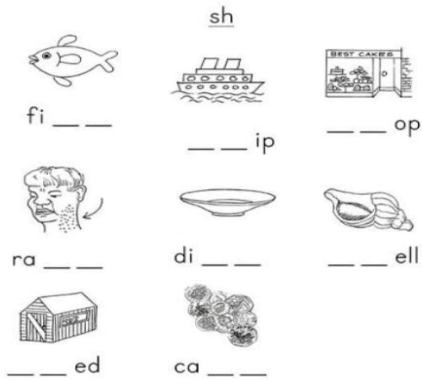
Fill the missing vowel sound :-

	t       p		b       x
	b       d		c       p
	b       s		s       x
	h       t		s       n
	l       p		p       n

Colour the words that match the word family:-

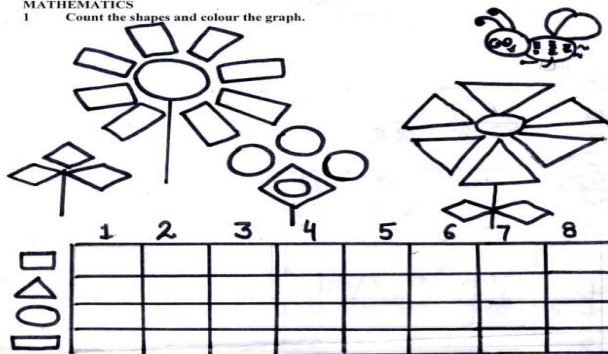


Fill in the missing letters and read the word.




**MATHEMATICS**

1 Count the shapes and colour the graph.



2 Write before and after number below.



### Count and Write



—



—



—



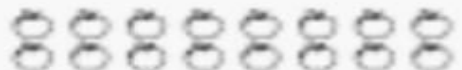
—



—



—



—



—

### COUNT AND ADD

11  +  = \_\_\_ + \_\_\_ = \_\_\_

12  +  = \_\_\_ + \_\_\_ = \_\_\_

13  +  = \_\_\_ + \_\_\_ = \_\_\_

14  +  = \_\_\_ + \_\_\_ = \_\_\_

15  +  = \_\_\_ + \_\_\_ = \_\_\_

16  +  = \_\_\_ + \_\_\_ = \_\_\_

17  +  = \_\_\_ + \_\_\_ = \_\_\_

शब्दों को पूरा करो



ध



ल



श



घ



क

1

स



ज



व



छ

10

द

नीचे दिए गए शब्दों को पढ़ें और चित्रों से मिलायें ।



नल



खत



बस

जग

घर

कप

मग


जल

फल

धन

छत

पढ़



चित्र देखकर शब्दों से मिलायें



शलगम

बरतन

अजगर

धरमस

तरकस

खटमल

हलधर

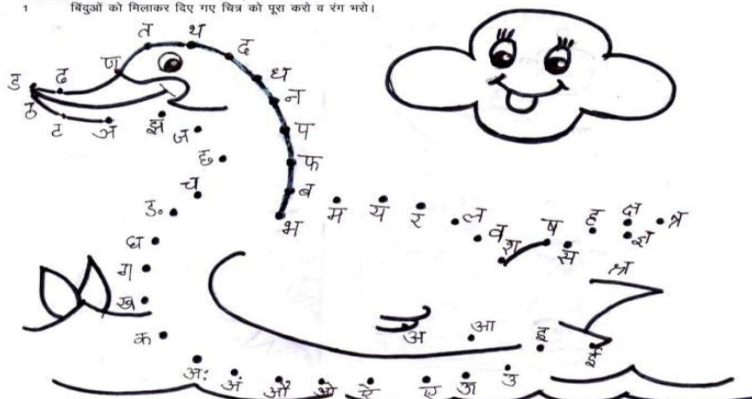
उपवन

बरगद

अदरक

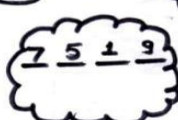



1 चित्रों को मिलाकर दिए गए धिन्न को पूरा करो व रंग करो।



2 दिए गए संख्या के अनुसार शब्द बनाओ।

1 गा 2 न 3 ल 4 घ 5 ज 6 थ  
 7 अ 8 फ 9 र 10 च








## MATCH THE COLORS!

Join the colors in the left column with their names in the right column.

- |    |   |        |
|----|---|--------|
| 1. |  | Blue   |
| 2. |  | yellow |
| 3. |  | Black  |
| 4. |  | Orange |
| 5. |  | Pink   |
| 6. |  | Red    |
| 7. |  | Green  |



Write the name of vegetables.



giraffe	zebra	rhino
elephant	hippo	lion
monkey	tiger	alligator

Cut and paste the pictures below to match the animal names.



## ACTIVITY TIME

Draw a line to match the objects which go together.



English:- Learn and write (a,e,i,o,u and sh Sound Words)  
Draw and colour related pictures.

Maths:- Learn and write Number names upto 50  
Do the practice of addition.  
Do the practice of After , Before and Between Numbers.

Hindi:- दो, तीन, चार व आ की मात्रा वाले 10 -10 शब्द लखो। श्रतलेखु का अभ्यास करो। प्यारे रश्ते व सिब्जयों के नाम लखो व याद करो।

EVS:- learn and write Myself,colours, Fruits, Vegetables,Birds and animals name.

**Note :- Do the written work in 3 in 1 notebook.**

